

Review Article

The Consequence of Drinking Water, in Air and Soil with the Presence of Natural Radioactive Elements

Baye Zinabe Kebede

Department of Physics, College Natural of Science, Mekdela Amba University, Mekdela Amba, Ethiopia

Email address:

bayezinabe82@gmail.com

To cite this article:

Baye Zinabe Kebede. The Consequence of Drinking Water, in Air and Soil with the Presence of Natural Radioactive Elements. *International Journal of Environmental Chemistry*. Vol. 5, No. 1, 2021, pp. 12-16. doi: 10.11648/j.ijec.20210501.13

Received: March 22, 2021; **Accepted:** May 25, 2021; **Published:** May 31, 2021

Abstract: The current work was evaluated so as to assess the impact of naturally hot components in soil and water samples. The majority of the world's covers were made up of emitting radiation components. We have taken eight consecutive research previous studied article related with the present work what we are focused. The first source of hot isotopes is deposits that can be enriched in ^{238}U and its girl isotopes. All the foremost necessary natural resources are water. Natural radiation and its effects on human health, plants, and mining have recently become a major environmental concern as a result of the invention of widespread inert gas levels in home air at concentrations that exceed each location. Precise activity and gamma-absorbed dose rates of terrestrial present radionuclides in edge soil were determined through gamma-ray chemical analysis. The purpose of this study was to collect baseline data on natural environmental electromagnetic radiation and radiation levels, as well as to assess the corresponding tomography health effects on individuals. precise activity and gamma-absorbed dose rates of terrestrial present radionuclides in edge soil were determined through gamma-ray chemical analysis. The goal of this study was also to collect baseline data on natural environmental electromagnetic radiation and radiation levels, as well as to assess the health effects of tomography on individuals.

Keywords: Radiation, Radioactivity, Environments, Effect and Exposure

1. Introduction

Natural radiation is a common occurrence in the environment and comes from two main sources [1]. Naturally Occurring Radioactive Materials is a term used to describe radioactive materials found in nature [2]. NORMs are classified into three types of radionuclides: primordial or terrestrial, cosmic, and anthropogenic [3]. Natural radioactivity and the associated external exposure due to gamma radiation are primarily determined by environmental and topographical conditions, and it can be detected at various levels in soils worldwide [4]. Radioactivity levels can be used to assess public dose rates and radioactive pollution, as well as predict changes in natural radioactivity caused by nuclear accidents, manufacturing activities, and other human activities [5]. The increasing effect of radioactivity has brought about the need for an assessment of people's exposure to radiation [6]. Despite worldwide interest in the amount of natural background radiation and the scope of

nuclear research and applications, the level of natural radioactivity for most of its environments has not been established [7]. Most previous studies on environmental radioactivity focused on measuring natural radionuclides in soil and water trials for specific locations and reported comparatively higher radioactivity levels.

The aim of this review is to assess baseline data on natural radiation and radioactivity levels in soil and water in the environment. The assessment of this work was also used to form a scientific baseline data on the levels of natural radioactivity in the area for monitoring and evaluation of any future radiation contamination in the environment due to local accidental releases or those on a global scale. Such data can also be used to assess the radiological health effects of natural radiation in the environment and can be used to approve and to plan decisions about possible radiation linked health problems in the area [8]. Also, it evaluates the contribution of the natural radioactivity and radiation risks received by the populations living in the area [9]. To distinguish the levels of usual

radioactivity in some soils and possible impact on groundwater radioactivity [10]. At select sites, soil was scooped while rock pieces were chipped from outcrops and transferred to the laboratory [11]. Radioactive particles enter the environment from different sources and behavior. The consequence of these particles in the environment is linked to their physicochemical forms and weathering effects [12].

2. Literature Review

2.1. Sources of Radioactive Materials

2.1.1. Terrestrial Radiation

Radioactive materials are found throughout nature. It happens naturally within the soil, water, and vegetation. The foremost isotopes of concern for terrestrial radiation are square measure metallic elements and therefore the decay product of metallic elements, like metallic elements, radium, and radon. Low levels of metallic element, thorium, and their decay product square measure found all over. A number of these materials square measure eaten with food and water, whereas others, like Rn, square measure indrawn. The dose from terrestrial sources varies in numerous elements of the globe. Locations with higher concentrations of metallic elements and metallic elements in their soil have higher dose levels [10].

2.1.2. Cosmic Ray

The high energy particles that enter our solar system from far away in the galaxy are another source of natural radionuclides known as cosmic rays. Cosmic rays are atomic particles coming from outer space. They are capable of penetrating the atmosphere due to their high energy. 90% of them are protons (hydrogen atom nucleus), 9% alpha particles and 1% electrons. When cosmic rays reach the earth's atmosphere, they are called primary rays, and they are called secondary when they interact with it [4]. The Earth, and all living things on it, is constantly bombarded by radiation from space, similar to a steady drizzle of rain. Charged particles from the sun and stars interact with the Earth's atmosphere and magnetic field to produce a shower of radiation, typically beta and gamma radiation. The dose of cosmic radiation varies in different parts of the world due to differences in elevation and the effects of the Earth's magnetic field.

2.2. The Existence of Natural Radioactive Elements and Risk Associated in Various Aspect

2.2.1. Radiation in the Environment

Human exposure to radiation is an unavoidable part of life. Everybody is exposed to ionizing radiation in their daily life other than medical treatment. The majority of our daily exposure comes from primordial sources of radiation from radionuclides that remain from the creation of all matter billions of years ago [13]. The methods produce radioactive elements, which are widely dispersed into the environment. This has left an inheritance of polluted water supplies, improvised agricultural land and soil containing abnormally high levels of naturally occurring radioactive elements with

interactions of ionizing radiation in the environment. This leads to various biological effects that may later show up as a medical symptom. The nature and harshness of the symptoms depends on the absorbed dose as well as the rate of many sickness and diseases which have been effectively managed if information about the radiation level of an environment is available. Only radioactive elements with half-lives comparable with the age of the earth or their corresponding decay products existing in terrestrial materials such as ^{232}Th , ^{238}U , and ^{40}K , are of great interest in this study. Since this radioactive element is not evenly distributed in soils and water, it plays an important role in radiation protection and measurement [14].

2.2.2. Radioactivity in the Air

An insignificant amount of radon, a radioactive gas which comes from radioactive decay of uranium, seeps into the atmosphere from the soil. Radon inhalation in homes and other buildings accounts for 200 millirem per year on average. The total radiation dose an individual receives in a year from all sources, including medical x-rays, cosmic rays, building materials, the earth's crust, and ingested radioactivity materials.

2.2.3. Natural Radioactivity in the Soil

Soil is a crucial resource for humans. It is often used for food production and building shelter. Because chemical, mineral, and biological elements of soil are frequently ingested, eaten, or absorbed through the skin, they are frequently harmful to human health, such as cancers caused by inhalation of atomic number 86 gas from metal decay in soil minerals, radiation syndrome, and sterility. Soil is composed of mineral and organic matter, water, and air organized in a complex physiochemical system that provides a mechanical foundation for plants to meet their nutrient requirements [6]. The inorganic portion of the surface soils might represent a variety of textural categories, betting on the proportion of sand, silt and clay. Sand is composed primarily of primary minerals such as quartz and has particle sizes ranging from about a pair of metric linear units to about a pair of metric linear units. Silt consists of particles within the range of two to sixty, whereas clay particles are smaller than a pair of pairs in diameter.

2.2.4. Radioactivity in the Water

Most potable sources have terribly low levels of hot contaminants (radionuclides), levels low enough to not be considered a public health concern. Of the radionuclides that are discovered to occur in potable sources, most are present. However, contamination of potable sources by phylogeny (human-made) nuclear materials additionally happens [15]. Currently, radionuclides are found within the layer and are created within the higher atmosphere. Trace amounts of long isotopes (for example, uranium-238, which has a half-life of nearly 5 billion years) have been gifted in layers since the formation of the crust. As these long trace radionuclides decay, shorter-lived (more radioactive) girl merchandise is fashioned. Of specific concern is the present U and therefore the present metal isotopes, radium-226 and radium-228, that have been

discovered to accumulate to levels of concern in potable sources. The majority of current radionuclides are particle emitters (for example, the U isotopes and radium-226), but present particle emitters such as radium-228 and potassium-40 do exist [14].

2.3. Biological Effects of Ionizing Radiation

Radioactive materials and ionized radiation square measures exist naturally in our surroundings. The radiation exposure hazard can't be removed entirely, however, it will solely be restricted. the 2 classes of damaging health effects that may be caused by exposure to radiation square measure settled and random [16]. settled Effects square measure effects that may occur once the intensity of exposure has been exceeded. The edge will be small and will differ from person to person. However, on extraordinary edge, the severity of a bearing will increase with increase in dose. Skin erythroderma, sterility, hair loss, cataracts, and vertebrate abnormality are all common side effects. The results from delayed biological process or death, because of exposure to terribly high radiation levels. If these effects are strong enough, they will weaken the function of the exposed tissues [17]. Bodily effects Square measure pains that exposed people experience throughout their lives, such as radiation-induced cancers (carcinogenesis), sterility, pacification of the attention lens, and life shortening. Radiation exposure may cause delayed effects such as cancer, which square measure expressed once a phase and will be epidemiologically detectable in a large population. These squares measure delayed effects elicited because of exposure to radiation. This induction occurs without intensity, but with a wide range of doses [18]. The effects might occur on modification of associated irradiated cells. After a long period of inactivity, the altered cells may develop into cancer. Because of the body's repair mechanisms, this may not occur at low doses; however, there is no threshold dose below which cancer cannot occur. The chance of random effects is proportional to the dose received [19]

3. The Methods of the Study of the Review Work

This review article was conducted by taking soil and water sample to identify how much contaminating associated with natural occurrence of radioactive materials from one specific area. We have taken eight consecutive research previous studied article related with the present work what we are focused. Our intention was assessed the effect and indicator to the further researcher to give attention in this area. As we have seen in this review work need to using gamma-ray spectrometry to determine the dose concentration of natural occurrence radioactive material effect with water and soil.

4. Result and Discussion

The work we've mentioned in this review has been supported by previous scientists. The concentrations of

specific activities of the natural radionuclide parts in soil and water. Exposure to radiation in soil generally isn't a major route of direct exposure. The indirect contribution of soil-borne radionuclides to outside air, indoor air, and migration to groundwater is important in some instances. Inhalation of noble gas and noble gas issue in indoor air is the first route of exposure relevant to soil-borne radiation. Outside air noble gas has not been shown to represent a person's health risk. These radionuclides occur as a result of the natural breakdown of metal in rock and soil, and conjointly from the migration of metal to spring water. like soil radionuclides, one area of interest relating to radionuclides in groundwater is the potential for impacts on indoor air from the utilization of wedged groundwater for domestic functions like water, bathing, and change of state.

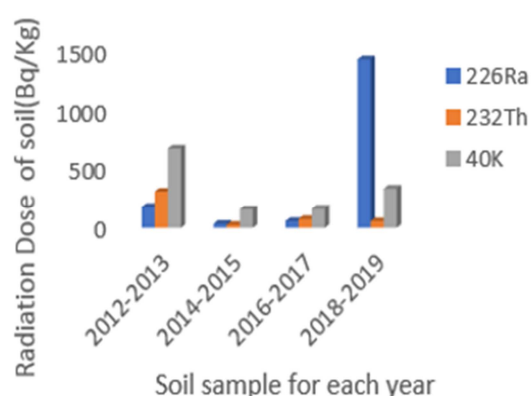


Figure 1. The radiation dose in soil sample [1-11].

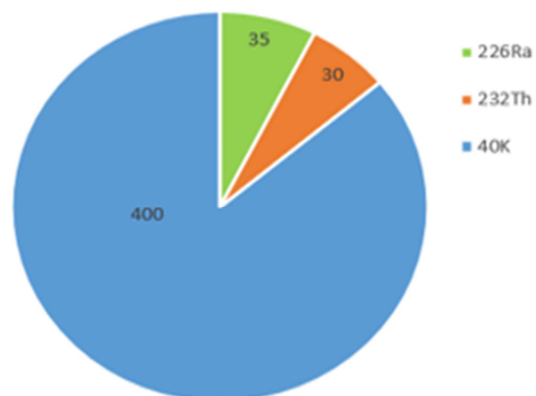


Figure 2. Radiation dose in soil in the world studied from [18].

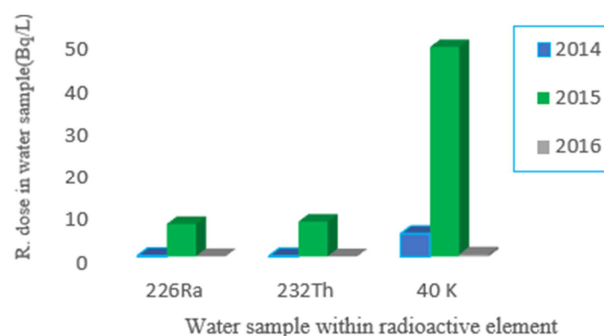


Figure 3. Water radiation dose concentration [4, 10, 18].

When we see that the previously studied concentration of radon and potassium are more hazardous for environmental ecology. Radon gases have polluted the soil for consecutive years, according to the researchers investigated. But when it shows that the drinking water is more contaminated by potassium. When compared to the effect of soil contamination occurring annually for consecutive years, potassium is more toxic as illustrated in Figure 1.

5. Conclusion

The current work in this review was to evaluate the effect of radioactive elements on human beings caused by soil and water pollution. The effect of ionizing radiation on the gene of a human cell, such as stochastic and determinant effects. The bulk of naturally radioactive elements were present in soil and on the water's surface. Natural and man-made causes have become the main source of radiation. Gamma is a type of radiation. The level of risk to people exposure to external gamma radiation, radioactivity in soil, and exposure of groundwater were tested. As we all know, natural radioactivity could damage our health depending on the energy and the accumulation of radiation in our body. Once our health is affected, we will face the slew of financial, socially, and psychological issues. Health effects attributed to the consumption of drinking water containing radionuclides are based primarily on the analysis of water from public-supply distribution systems and not individual wells, and the risk factors generally are averaged countrywide. One of the most serious is that material removed from the water constitutes a radioactive waste product that requires proper disposal. Disposal of the material must be carefully coordinated with appropriate environmental regulatory agencies. Here we have assessed that the natural radioactive element was polluted the drinking water and soils are easily contaminated. The radioactive element was not only direct exposure risk of human being but also associated with crops, mining extraction and drinking water. It was suggested that future researchers focus on the risk presentation mechanism associated with the prevalence of natural radioactive contaminated drinking water, soil fertility for crops, and disturbed inhalation of radon gas in homes and other buildings.

Declaration of Author Contribution

In this review article the contribution of the author was assessed the radioactive element consequences in, air, water and soil pollutant toward human, animals and plantation. And also gave attention to further the nuclear physics researchers to studied with related to in this aspect. Finally gave awareness the hazardous of this radioactive material for all the existence it's in the world wide.

Conflicts Interest

The author was no conflict interest by the other.

Acknowledgements

I would like thank you department of physics staffs' to encourage, support continuously to success my work. And also thank Dr. Awoke Tadesse to help me to reviewed logically and critically my work.

References

- [1] Thomas M. Etal. (2019). Natural Radiation In The Rocks, Soils, And Groundwater Of Southern Florida With Discussion On Potential Health Impact. *Enviromental Research And Public Health*.
- [2] Ali A., Etal. (2017). Rmination Of Effective Radium Content And Uranium Concentrations For The Soap And The Detergent Powder Samples In Iraq. *21* (3), 485-489.
- [3] Ahmad, N. (2015). Natural Radioactivity, Radon Concentration And Heavy Metals In Soil And Water In Kedah, Malaysia.
- [4] Ouko S. (2015). Radiometric Survey And Estimation Of Radiation Exposure From Archean Rocks: A Case Study Of Migori Gold Belt Complex, Kenya.
- [5] Ghazwa A. Etal. (2016). Assessment Of Natural Radioactivity Levels And Radiation Hazards In Agricultural And Virgin Soil In The State Of Kedah, North Of Malaysia. *Scientific World Jouna*, 9.
- [6] L. I. Nwankwo. (2013). Determination Of Natural Radioactivity In Groundwater In Tanke-Ilorin, Nigeri. *West African Journal Of Applied Ecology*, 21 (1).
- [7] Abubakar D. (2016). Evaluation Of Natural And Anthropogenic Radioactivity In Environmental Samples From Kuwait Using High-Resolution Gamma-Ray Spectrometr.
- [8] Abba, H. T. (2018). Natural Radiation And Radioactivity In Soil And Groundwater Of Jos Plateau, Nigeria. *Thesis*.
- [9] Dr. S. Y. Loemba M. Etal. (2018). Study Of Natural Radioactivity To Assess Of Radiation Hazards From Soil Samples Collected From Mounana In South-East Of Gabon. *16* (4),: 443-453.
- [10] Dalal Matar A. (2014). Natural Radioactivity In Groundwater, Rocks And Sediments From Some Areas In The Uae: Distribution, Sources And Environmental Impact.
- [11] D. Otwoma Etal. (2012). Radioactivity And Dose Assessment Of Rock And Soil Samples From Homa Mountain, Homa Bay County, Kenya.
- [12] Salbu, B., T. Krekling, Et Al. (1998). Characterisation Of Radioactive Particles In The Environment. *Analyst* 123 (5): 843-849.
- [13] Innocent Y. (2017). Baseline Measurements Of Natural Radioactivity At The Texas A&M Engineering Extension Service- Disaster City. *Thesis*.
- [14] D. I. Jwanbot. (2013). Radionuclides Analysis Of Some Soils And Food Crops In Barkin Ladi Lga, Plateau State-Nigeria. *Journal Of Environment And Earth Science*, 3 (3).
- [15] Ali H. Taqi. (2016). Assessment Of The Natural Radioactivity Levels In Kirkuk Oil Field. *Journal Of Radiation Research And Applied*.

- [16] MUSAMALI E. et al. (2011). assessment of human exposure to natural source of radiation on the soil in tongaren constituency of bungoma county, kenya. *Thesis*. Natural Source Of Radiation On The Soil In Tongaren Constituency Of Bungoma County, Kenya. *Thesis*.
- [17] Mustafa S. (2010). Identification And Characterization Of Radioactive Particles In The Environment.
- [18] Musamali E. W. (2016). Assessment Of Human Exposure To
- [19] Dalal Matar Al Shamsi. (2014). Natural Radioactivity In Groundwater, Rocks And Sediments From Some Areas In The Uae: Distribution, Sources And Environmental Impact. *Electronic Theses And Dissertations*.